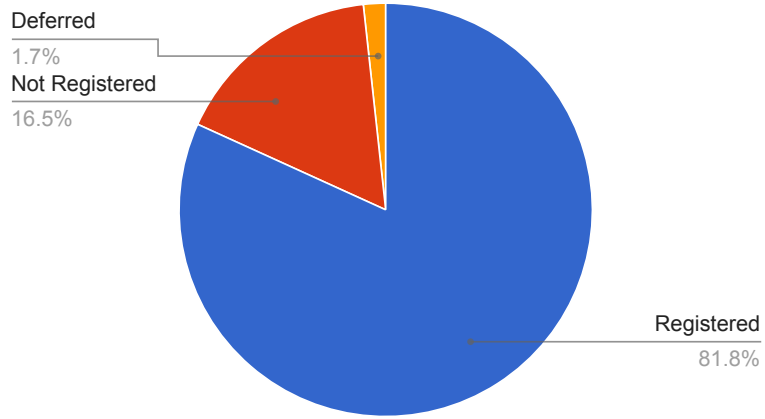
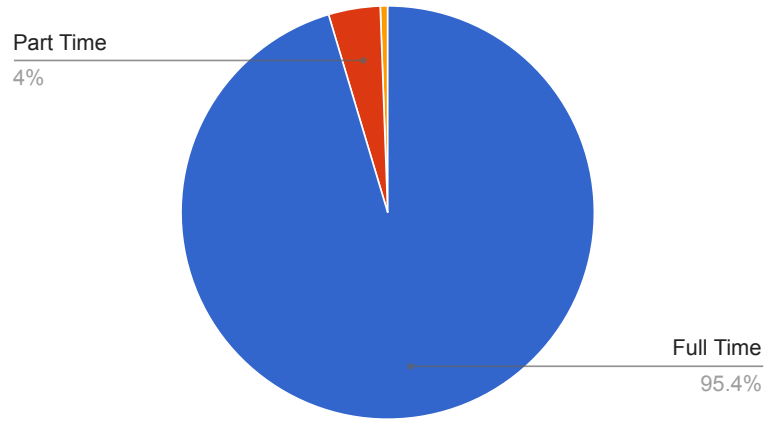


Distribution by Registration Status



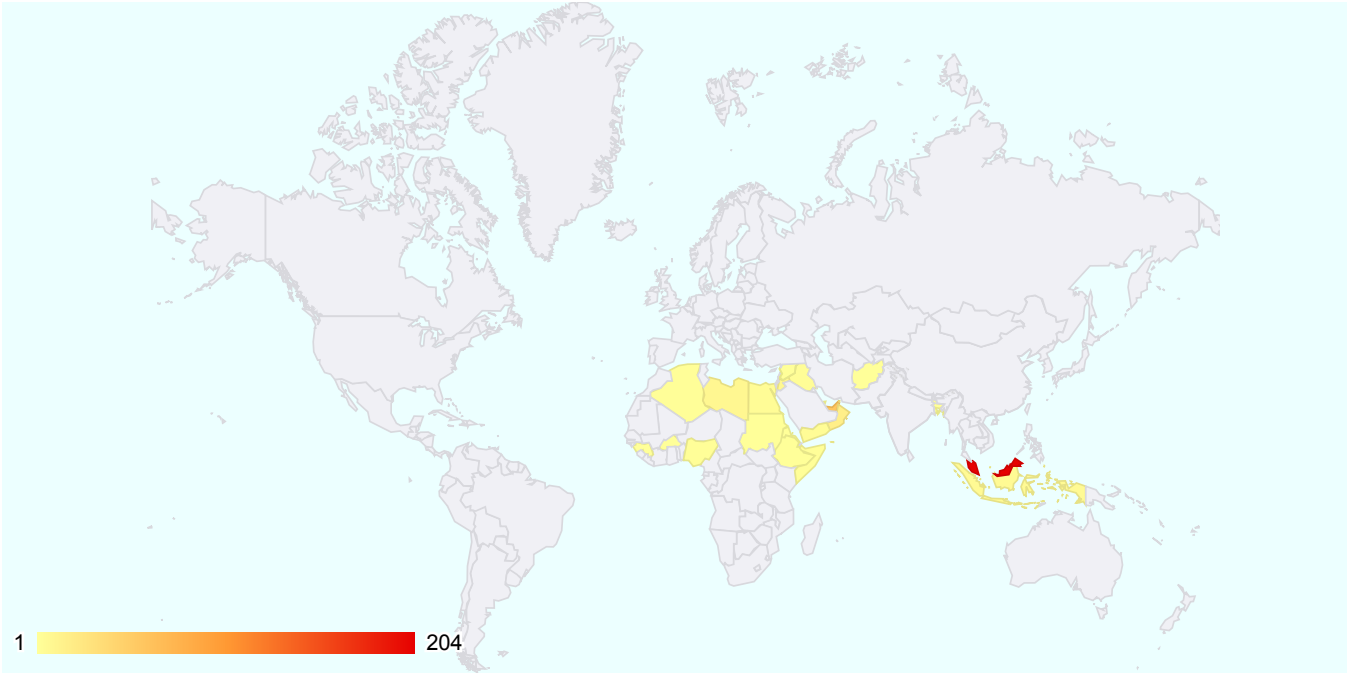
Registration Status	Count (Percentage)
Registered	283 (81.79%)
Not Registered	57 (16.47%)
Deferred	6 (1.73%)
Total	346 (100.00%)

Distribution by Type of Study



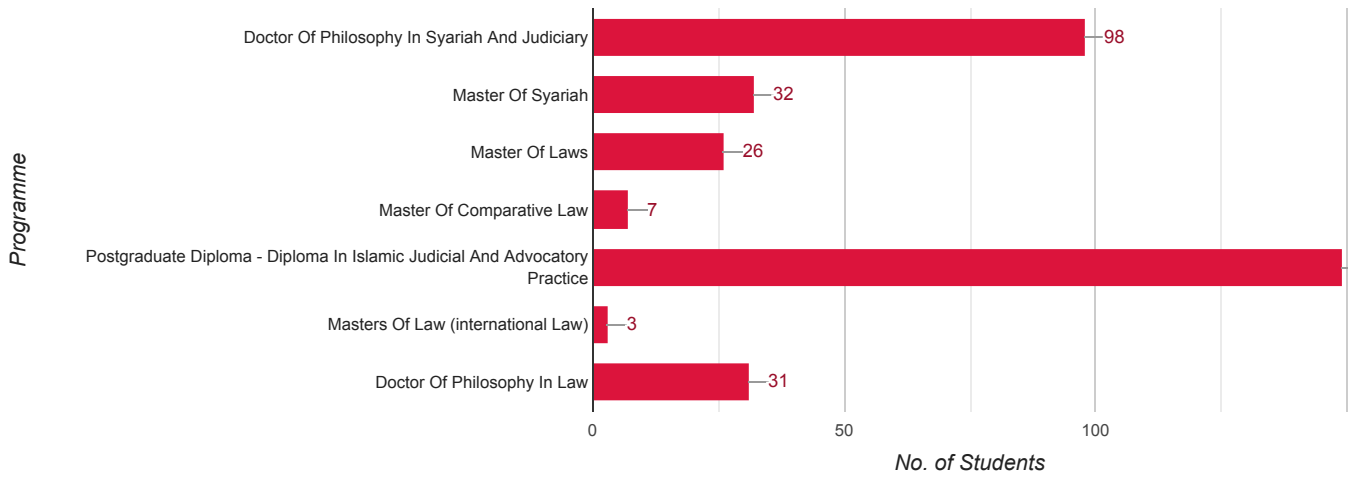
Type of Study	Count (Percentage)
Full Time	330 (95.38%)
Part Time	14 (4.05%)
Online Distance Learning - Full Time	2 (0.58%)
Online Distance Learning - Part Time	0 (0.00%)
Total	346 (100.00%)

Distribution by Nationality



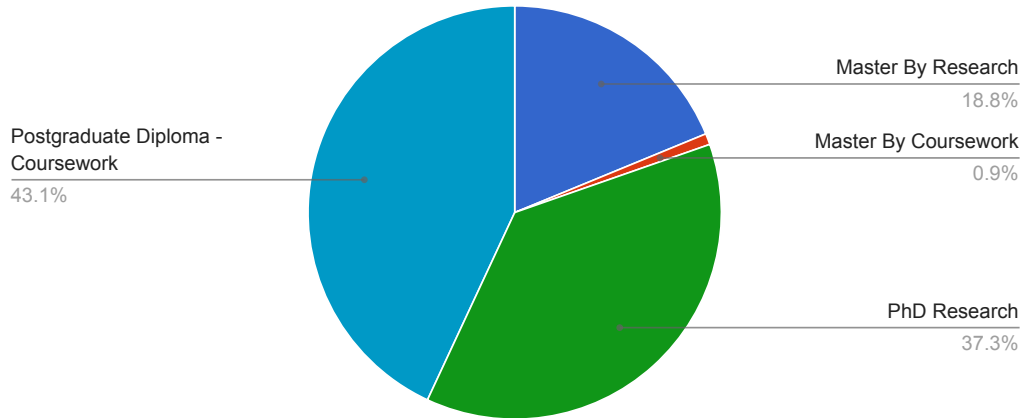
Nationality	Count (Percentage)
Malaysia	204 (58.96%)
United Arab Emirates	58 (16.76%)
Oman	17 (4.91%)
Palestine	15 (4.34%)
Libya	9 (2.60%)
Jordan	8 (2.31%)
Indonesia	6 (1.73%)
Yemen	4 (1.16%)
Egypt	4 (1.16%)
Iraq	3 (0.87%)
Algeria	2 (0.58%)
Nigeria	2 (0.58%)
Bangladesh	2 (0.58%)
Somalia	2 (0.58%)
Burkina Faso	1 (0.29%)
Ethiopia	1 (0.29%)
Turks and Caicos Islands	1 (0.29%)
Afghanistan	1 (0.29%)
Qatar	1 (0.29%)
Singapore	1 (0.29%)
Eritrea	1 (0.29%)
Sudan	1 (0.29%)
Syria	1 (0.29%)
Guinea	1 (0.29%)
Total	346 (100.00%)

Distribution by Programme



Programme (Fac.)	Count (Percentage)
Doctor Of Philosophy In Syariah And Judiciary (FSU)	98 (28.32%)
Master Of Syariah (FSU)	32 (9.25%)
Master Of Laws (FSU)	26 (7.51%)
Master Of Comparative Law (FSU)	7 (2.02%)
Postgraduate Diploma - Diploma In Islamic Judicial And Advocatory Practice (FSU)	149 (43.06%)
Masters Of Law (international Law) (FSU)	3 (0.87%)
Doctor Of Philosophy In Law (FSU)	31 (8.96%)
Total	346 (100.00%)

Distribution by Mode of Study



Mode of Study	Count (Percentage)
Master By Research	65 (18.79%)
Master By Coursework	3 (0.87%)
Master By Mixed Mode	0 (0.00%)
PhD Research	129 (37.28%)
PhD Industrial Research	0 (0.00%)
Postgraduate Diploma - Coursework	149 (43.06%)
Total	346 (100.00%)